

DRIVE SYSTEMS

PRODUCTS

DC MOTORS

BLPM MOTORS

AC MOTORS

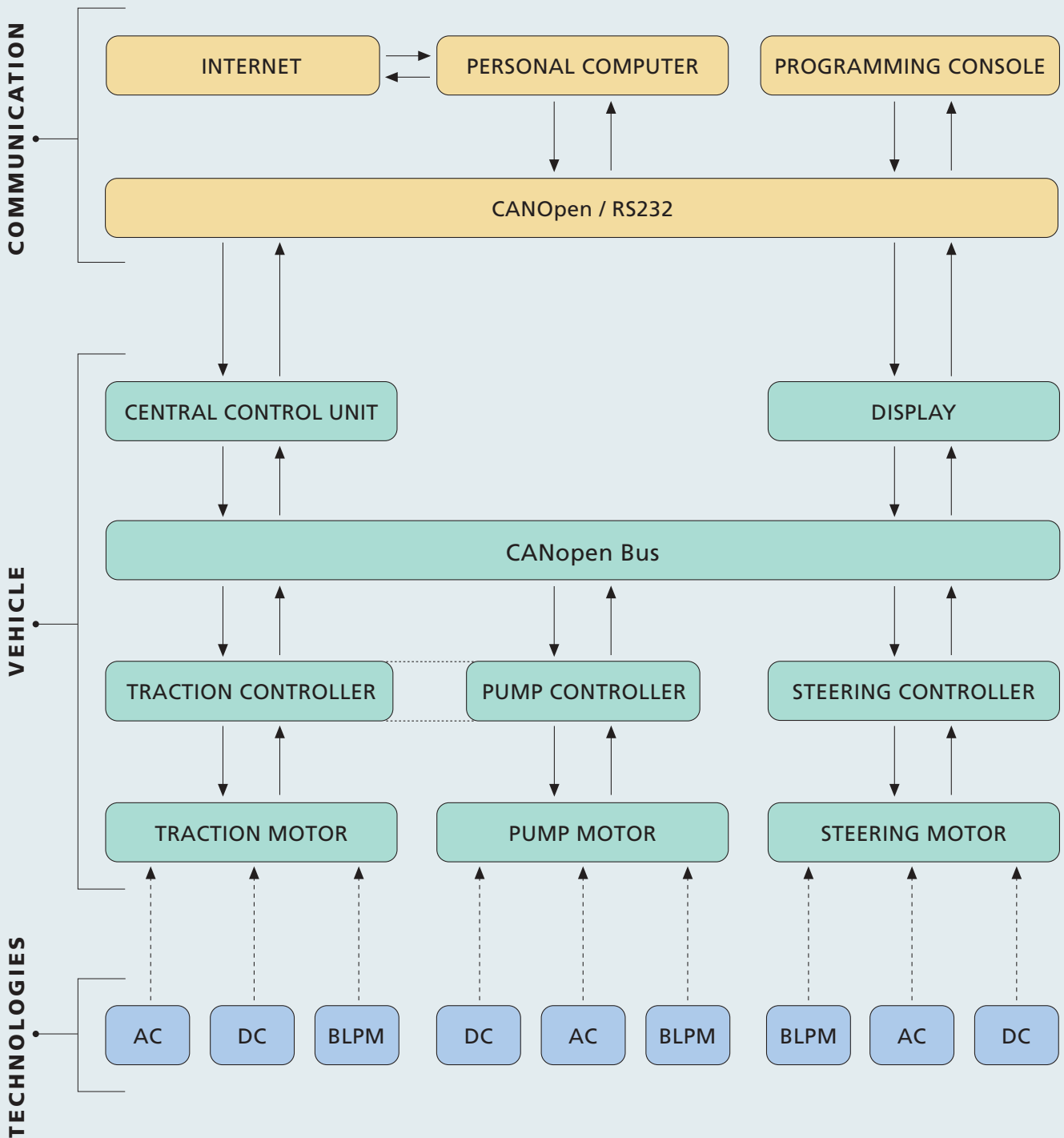
CONTROLLERS



Iskra

Iskra Avtoelektrika d.d.

MOTORS AND CONTROLLERS FOR ELECTRICAL VEHICLES



Based on the given specification of your vehicle and various requirements you might have, Iskra's engineers will study and explore different possible solutions and prepare the best proposal for you.

No matter what kind of drive system is chosen the best combination of motor, control and other elements will be used to build the most efficient and cost effective system for your vehicle. Research and development work is supported by computerised simulation of complete systems and Iskra's laboratories are equipped with highly professional testing devices.

TRACTION APPLICATIONS

Motors and controllers are designed for traction applications and adapted for long-lasting operations at declared load (usually S1 or S2 = 60 min). Products are designed to provide long life operation. Various mounting flanges are available to mount on different types of gearboxes. Motors are available in DC commutator (permanent magnet, series, split field or separately excited winding), AC induction and BLPM version, voltage range from 12 V up to 80 V and power up to 18 kW. Microprocessor based controllers for series wound, commutator motors induction AC and BLPM motors are available, to form an effective and tuned drive system.

HYDRAULIC APPLICATIONS

Motors and controllers for hydraulic applications are designed for intermittent periodic operation at declared load (usually S3 = 5 up to 15% of duty cycle) mainly in one direction of rotation. Products are designed to be resistant against short time overloading and overheating. Motors are adapted to standard assembly dimensions of hydraulic pumps and can be oil proof on the drive end side. Motors and controllers are available in DC commutator, AC induction and BLPM version, voltage range from 12 V up to 80 V and power up to 28 kW. Easy programming of user defined parameters via laptop or a dedicated programming unit.

STEERING APPLICATIONS

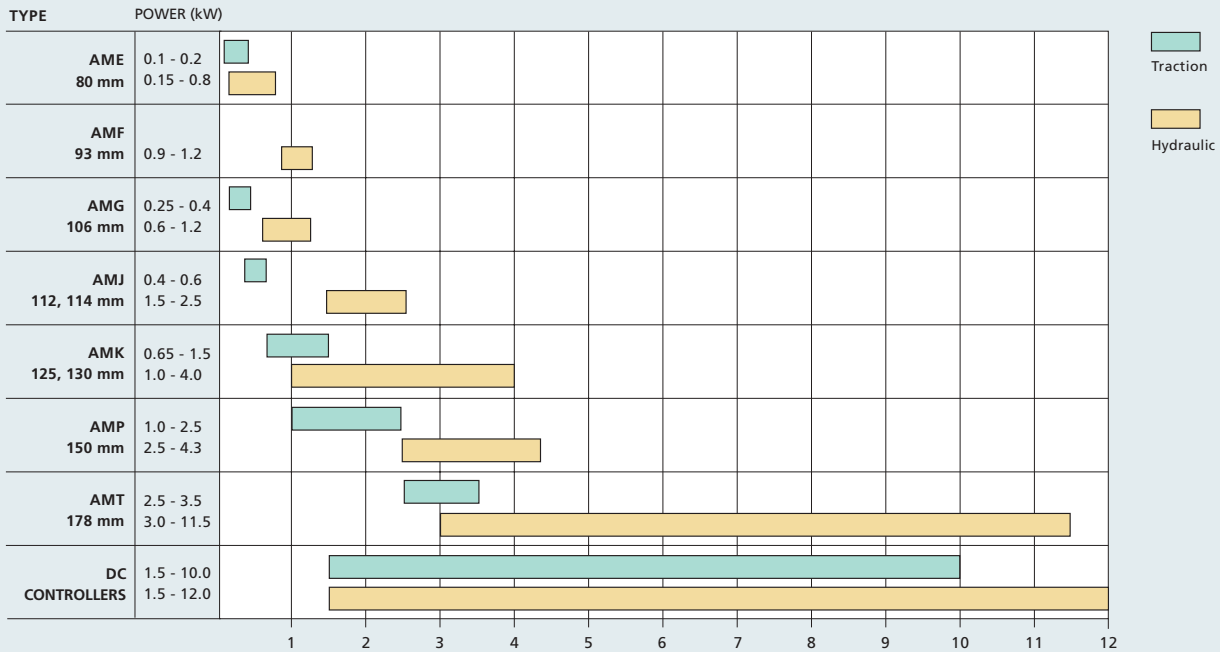
Brushless and commutator motors are produced for automotive industry, electrical forklifts and marine applications. Available as EHPS and EPS solution with built-in controller are designed to meet the international safety regulations. The main features are excellent dynamics, simple mounting, easy adaption to special requirements, high efficiency, low noise, EMC compatibility and optionally low maintenance. Available voltage range from 12 V up to 80 V and power up to 2 kW.

OTHER APPLICATIONS

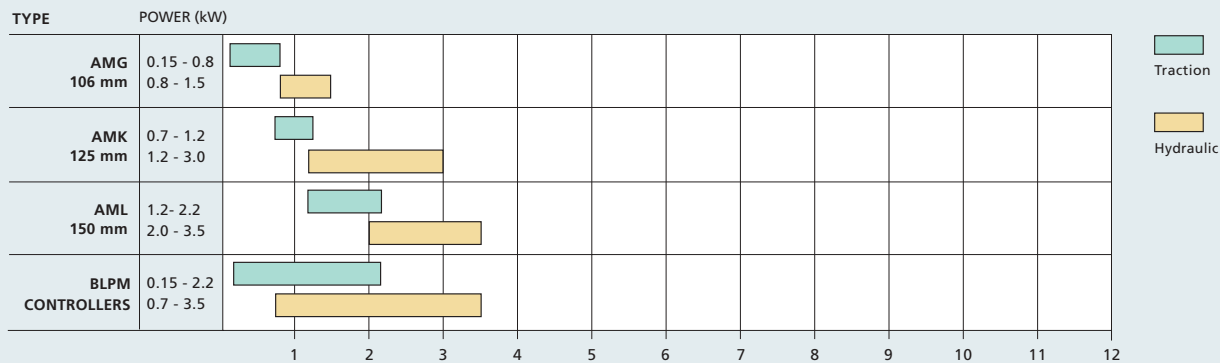
Iskra Avtoelektrika is producing also systems for other applications such as electric winches, air conditioning systems, industrial cleaning machines, platforms, etc. All of these designs are specially trimmed according to customer requirements such as type and duration of operation, protection against splashing water or very special mounting requirements. Many of the user defined controller parameters can be easily programmed via a laptop or a dedicated programming unit.



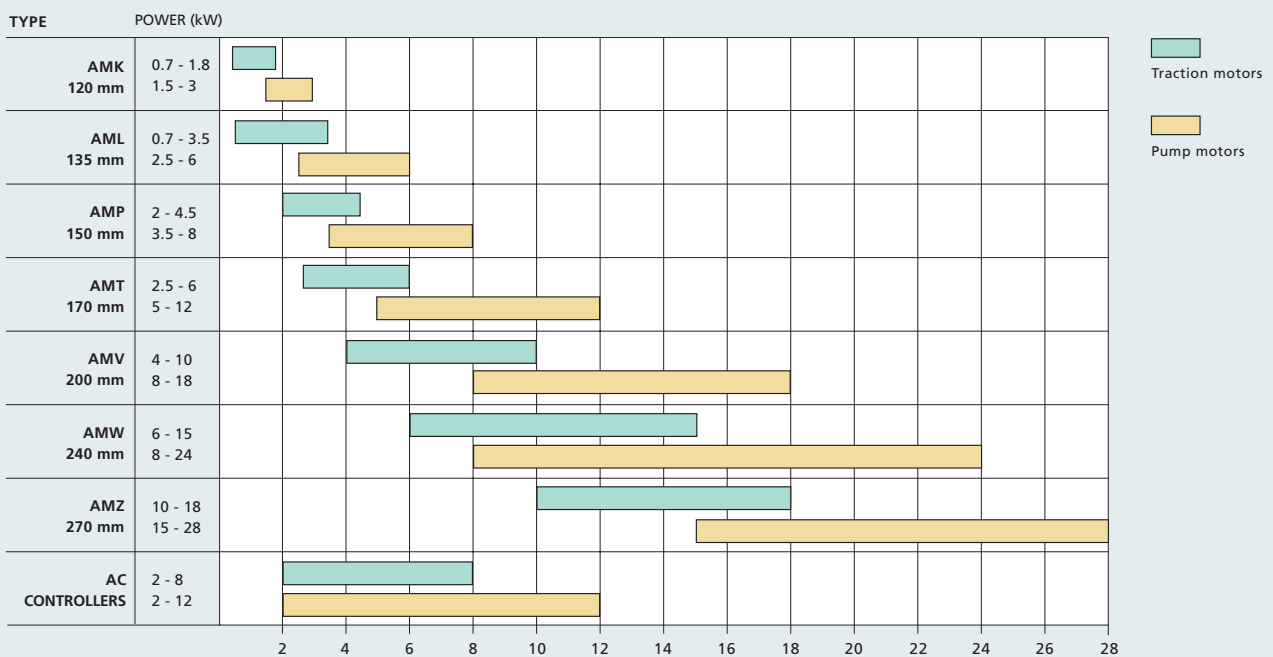
DC MOTORS AND CONTROLLERS



BLPM MOTORS AND CONTROLLERS



AC MOTORS AND CONTROLLERS





MAIN TECHNICAL DATA

Type	AME			AMG		
Nominal voltage (V)	12	24	48	12	24	36
Nominal power (kW)	0.1-0.8	0.35-0.8	0.5-0.8	0.25-1.1	0.4-1.2	0.5
Yoke diameter (mm)	80			106		
Length (mm)	137			136 - 174		
Weight (kg)	2.6			4 - 5.7		
Stator	6 permanent magnets			4 permanent magnets		
Degree of protection	IP 54, IP 65			IP 22, IP 54		
Ambient temperature (°C)	-20 to +70					
Thermal protector	Optional					

Applications

- Pump drive
- Winches
- Traction
- Marine applications

Features

- High specific output power
- Long brush life
- High ambient resistance

Design

- Excitation by high quality ferrite 4 or 6 pole permanent magnets
- Compact design
- Motors with mounted switch available
- Custom design drive end brackets
- One or two terminal versions
- UL design available on request
- EMC filter for AME motors available
- High quality thermal resistant materials
- Free of asbestos, lead cadmium, beryllium and ammonia



MAIN TECHNICAL DATA

Type	AMF		AMJ				
	12	24	12	24	36	48	72
Nominal voltage (V)	12	24	12	24	36	48	72
Nominal power (kW)	0.9	1.2	0.7-2.1	0.4-2.5	1.7	2.0	2.0
Yoke diameter (mm)	93		112-114				
Length (mm)	125		150 - 250				
Weight (kg)	3.5		5.3 - 9				
Stator	4-pole windings						
Degree of protection	IP 54, IP 65		IP 23, IP 44, IP 54				
Ambient temperature (°C)	-20 to +70						
Thermal protector	No		Optional				
Internal fan	No		Optional				

Applications

- Pump drive
- Traction
- Winches
- Marine applications

Features

- High specific output power
- Long brush life
- High ambient resistance

Design

- Four pole motor with field coils excitation
- Series, compound and split field versions
- AMF only series wound
- AMJ heavy duty versions available
- UL design available on request
- EMC compatible
- Compact design
- High quality thermal resistant materials
- Free of asbestos, lead cadmium, beryllium and ammonia



MAIN TECHNICAL DATA

Type	AMK				AMP				AMT				
Nominal voltage (V)	12	24	48	72	24	36	48	80	24	36	40	48	80
Nominal power (kW)	1.8-2.4	0.65- 4.0	3.0	1.0	1.0-4.1	4.1	1.0-4.3	3.0	4.3-5.5	6.9	3.8	2.5-11.5	7.6
Yoke diameter (mm)	125-130				150				178				
Length (mm)	175 - 283				250 - 350				260 - 430				
Weight (kg)	10.5 - 16.5				20 - 25				22 - 34				
Stator	4-pole windings												
Degree of protection	IP 12, IP 20, IP 43, IP 44, IP 54				IP 12, IP 21, IP 23, IP 24				IP 12, IP 21, IP 22, IP 24				
Ambient temperature (°C)	-20 to +70												
Thermal protector	Optional												
Brushware indicator	No				Optional				Optional				

Applications

- Pump drive
- Traction
- Winches
- Marine applications

Features

- High specific output power
- Ventilated or enclosed versions
- High ambient resistance

Design

- Four pole motor with field coil excitation
- Series, compound or SEM versions
- EMC compatible
- UL design available on request
- Available in EE version
- High quality thermal resistant materials
- Free of asbestos, lead cadmium, beryllium and ammonia



MAIN TECHNICAL DATA

Type	AMG				AMK			AML	
Nominal voltage (V)	24	36	48	80	24	48	80	24	80
Nominal power (kW)	0.15-1.5	0.3-1.5	0.42- 0.8	0.8	0.7-3.0	1.5	1.2	1.2-2.2	2.0-3.5
Yoke diameter (mm)	106				125			150	
Length (mm)	134 - 235				265			260	
Weight (kg)	3.5 - 8				10			20	
Stator	Three phase								
Degree of protection	IP 54								
Ambient temperature (°C)	-20 to +60								
Thermal protection	Optional								

Applications

- EHPS - electro hydraulic power steering
- Utility pump drive
- Traction systems
- Fan drive
- EPS - electric power steering (steer by wire)
- EPAS electric power assisted steering
- Compressor drive for air conditioning

Features

- Low noise operations
- High efficiency > 85 %
- Long lifetime > 10,000 hours
- Integrated temperature protection
- Simple installation

Design

- Compact design with integrated electronics or separated controller
- Programmable functions: soft start, speed loop option, analog input for speed control, current limit
- CAN open communication
- EMC compatible
- UL design available on request
- Over-voltage and under-voltage protection
- Permanent magnets on rotor
- Three phase windings on stator
- Available with planetary gear box



MAIN TECHNICAL DATA

Type	AMK	AML	AMP	AMT
Nominal voltage (V)	24 - 48	24 - 48	24 - 80	24 - 80
Nominal power (kW)	0.7 - 3.0	0.7 - 6.0	2.0 - 8.0	2.5 - 12.0
Yoke diameter (mm)	120	135	150	170
Length (mm)	200 - 260	180 - 325	260	250 - 360
Weight (kg)	12 - 18	15 - 25	20 - 28	25 - 45
Stator	Three phase 4-pole			
Degree of protection	IP 20 - IP 54 (higher on request)			
Ambient temperature (°C)	-20 to + 60			
Thermal protector	Thermo sensor KTY 84 - 130			

Applications

- Traction motor
- Pump drive

Features

- High specific power
- Low performance sensitivity to motor temperature (no permanent magnets)
- Small size
- Low noise operation
- Long life maintenance free operation
- Excellent dynamic behavior
- Precise control
- EMC compatible

Design

- Three phase four pole induction motor
- Aluminium squirrel cage rotor
- Sensorbearing and other separate encoder options available
- UL design available on request
- Available in EE version
- High quality thermal resistant materials
- Free of asbestos, lead cadmium, beryllium and ammonia



MAIN TECHNICAL DATA

Type	AMV	AMW	AMZ
Nominal voltage (V)	24 - 80	48 - 80	48 - 80
Nominal power (kW)	4 - 18	6 - 24	10 - 28
Yoke diameter (mm)	200	240	270
Length (mm)	180 - 320	250 - 330	280 - 400
Weight (kg)	33 - 65	55 - 90	80 - 120
Stator	Three phase 4-pole		
Degree of protection	IP 20 - IP 54 (higher on request)		
Ambient temperature (°C)	-20 to +60		
Thermal protector	Thermo sensor KTY 84 - 130		

Applications

- Traction motor
- Pump drive

Features

- High specific power
- Low performance sensitivity to motor temperature (no permanent magnets)
- Small size
- Low noise operation
- Long life maintenance free operation
- Excellent dynamic behavior
- Precise control
- EMC compatible

Design

- Three phase four pole induction motor
- Aluminium squirrel cage rotor
- Sensorbearing and other separate encoder options available
- UL design available on request
- Available in EE version
- High quality thermal resistant materials
- Free of asbestos, lead cadmium, beryllium and ammonia



MAIN TECHNICAL DATA

Type	AEK, AEH, AES
Nominal voltage (V)	24 to 80
Maximal current (A)	130 to 800 (2 min rating)
Continuous current rating (A)	80 to 240 (one hour rating)
Operating frequency (Hz)	200 to 15,000
Ambient temperature (°C)	-20 to +60

Applications

- Traction
- Pump drive

Features

- Mosfet or thyristor power section
- Microcontroller failsafe logic
- Regenerative braking
- Thermal protection
- Overvoltage and undervoltage protection
- IP 54 enclosure
- Twin motor drive
- Number of parameters adjustable via digital programming console
- Built-in diagnostics
- Built-in hour meter
- LED diagnostics
- Last 10 errors EEPROM memory
- Complies with European CE Standards

For the pump drive

- Revolutions compensation
- Up to 6 adjustable speeds optional
- Optional proportional valves driving



MAIN TECHNICAL DATA

Type	AEK, AEH
Nominal voltage (V)	24 to 80
Maximal current (A)	50 to 300
Operating frequency (Hz)	15,000
Ambient temperature (°C)	-20 to +60

Applications

- Traction
- Pump drive
- EPS
- EHPS
- Fan drive
- Compressor drive
- Boat propulsion

Features

- Mosfet power section
- Microcontroller failsafe logic
- Flash EEPROM memory
- High efficiency
- Thermal protection
- Overvoltage and undervoltage protection
- IP 54 enclosure
- All inputs and outputs short circuit protected
- Adjustable characteristics via programming console or PC
- CANopen Bus communication
- PC connection for programming and diagnostics
- Speed loop option
- Full 4-quadrant control
- Field weakening mode
- Complies with European CE Standards



MAIN TECHNICAL DATA

Type	AEK, AEH, AES
Nominal voltage (V)	24 to 48
Maximal current (A_{rms})	200 to 500
Operating frequency (Hz)	10,000
Ambient temperature (°C)	-30 to +45
Degree of protection	IP 54

Applications

- Traction
- Pump drive
- Fan drive
- Servo steering systems

Features

- Mosfet chip and wire power section
- State of the art DSP processor
- Flash EEPROM memory
- Space vector modulation
- Full 4-quadrant operation
- Field oriented control algorithm for the highest performance
- 12 digital inputs available
- 9 digital outputs available
- 2 analog inputs available
- 4 digital outputs PWM controlled
- All inputs and outputs are short circuit protected
- Reverse polarity protection
- Controller thermal protection
- Motor thermal protection
- Hardware and software overvoltage protection
- High low speed torque
- CANOpen Bus communication
- RS 232 communication
- PC connection for programming and diagnostics
- Internal hour meter and battery discharge indicator
- Complies with European CE Standards



MAIN TECHNICAL DATA

Type	ARD			
Rated voltage (V)	12	24	36	48
Nominal current (A)	80, 120, 150, 300	80, 120, 150, 300	60, 100	60
Maximal permanent current (A)	80, 120, 150, 300	80, 120, 150, 300	60, 100	60
Short time maximal current (A)	300, 350, 500	300, 350, 500	200, 350	200
Degree of protection	IP 54, IP 65, IP 66, IP 67			
Ambient temperature (°C)	-20 up to +60			

Applications

- Industrial electric trucks
- Battery powered vehicle accessories
- Electric road vehicles
- Marine equipment
- Railway equipment

Features

- Different switch holders
- Direct current loads
- Excellent conductivity



Key pad is an electronic product that - when it is connected to electrical vehicle system consisting of AC controller, EPAS steering system, vehicle master control unit and display - gives us the opportunity to replace the key switch and allows log in. Through the CANOpen network we receive different information regarding the system and driving modes.

MAIN TECHNICAL DATA

Type	AED 1167
Nominal voltage (V)	24
Nominal current (when replaced key switch) (A)	15
Communication type	CANOpen 4.0.2
Ambient temperature (°C)	-30 to + 45

Applications

- Built in electrical vehicle drive system

Features

- Key switch replacement
- Login with appropriate password as:
 - Administrator
 - User
- Demanded length of the password: 4 characters
- Max number of the users: 200
- Last 2000 transactions will be retained in the data bank. (A transaction is a record between one login and logout).
- Automatic logout when the lift truck is stopped (after few minutes)
- Automatic STOP mode when the lift truck is in log off state (after few minutes)
- Secure lock "out time" after 5 (default value) tamper attempts;

- Information recorded and seen on display
 - Driver (PIN)
 - Trip distance
 - Date and time (at login)
 - Traction time
 - Pump time
 - Log on time
 - Crash sensor (Optional)
 - Crash counter (Optional)



When display is connected to electric system consisting of AC controller, EPAS steering system, and vehicle master control unit, it enables us to see different information regarding the system.

MAIN TECHNICAL DATA

Type	AEB 1116, AEB 1119
Nominal voltage (V)	24
Communication type	CANOpen 4.0.2
Ambient temperature (°C)	-20 to +60

Information seen on display

- Traction mode indication
- Battery discharge status
- Error code numbers
- Four different hour meters
- Which dig. inputs of AC controller are momentarily active (connected)
- Which dig. inputs of vehicle master control unit are momentarily active (connected)
- Software versions of all components connected in truck system
- EPAS torque, steering angle, battery current, battery voltage, AC motor voltage, phase currents, controller temperature, motor temperature...
- List of software parameters



Vehicle master control unit is a type of a master unit, that when it is built in an electric vehicle makes through hardware and CANOpen network request for appropriate vehicle operation.

MAIN TECHNICAL DATA

Type	AED 1301, AED 1302
Nominal voltage (V)	24
Communication type	CANOpen 4.0.2
Ambient temperature (°C)	-20 to +60

Functions

- sending request to controller for speed and rotating direction of traction motor
- sending request to controller for speed of DC pump motor
- sending request to controller for PWM on proportional valve
- sending request to controller for belly switch function activation
- sending request to controller for horn activation
- sending request to controller for snail switch function activation
- sending information to controller of steer angle
- sending information to EPAS system of truck speed
- ALL messages to DDI display for different drawings are sent by MCU electronics
- Software parameters could be reprogrammed with appropriate use of switches on tiller head

Customer:

Address:

APPLICATION

- Driving pump
- Traction motor
- Winch
- Other

AMBIENT CONDITIONS

Temperature range:
From to °C

ELECTRICAL AND MECHANICAL REQUIREMENTS

NOMINAL RATINGS

- 12V 24V 36V 48V 72V 80V
- Speed $n_n =$ RPM
- Current $I_n =$ A
- Torque $T_n =$ Nm
- Power $P_n =$ kW
- S2 = min
- S3 = % ED
- S1 =

MAXIMAL LOAD

- Current $I_{max} =$ A
- Torque $T_{max} =$ Nm
- S2 = min
- S3 = % ED

MAXIMAL NO-LOAD SPEED

$N_{max} =$ RPM

DIRECTION OF ROTATION

View from drive end shaft
 ← → ↔

EXCITATION

- Series wound SEM - Sepex
- Parallel wound Split field
- Compound wound AC
- Permanent magnets BLPM

OPERATING MODE

1 cycle is..... s ON and s OFF
at I = A and U= V

INSULATED GROUND

- Yes No

INSULATION

Insulation strength V RMS per 1 min
Insulation resistance > MOhm

SPECIAL ELECTRICAL REQUIREMENTS

.....
.....
.....

DESIGN REQUIREMENTS

Max diameter mm
Max length mm

GRADE OF PROTECTION ACCORDING (DIN 40050)

IP

EXTERNAL APPEARANCE

- Black varnished
- Zinc plated
- Other

DIMENSIONAL REQUIREMENTS

(specify / sketch) or enclose drawing
.....
.....

ENVIRONMENTAL CONDITIONS

- Salt spray
- High temperatures
- Humidity
- Dust
- Other

SPECIAL REQUIREMENTS

Safety standard:
Specification standard:
(please add copies)

Date:

Signature:.....

Return this Form by Fax to 00 386 5 33 93 817

Customer:

Address:

APPLICATIONS

- Traction Traction & Pump Pump Traction & Hydraulic valve

TYPE OF SYSTEM

- DC Series wound AC BLPM Other

TECHNICAL REQUIREMENTS

- | | | | |
|------------------------------|-----|-------------------------------|----|
| Voltage range | V | No. of analogue outputs | |
| Max current limit | A | No. of digital inputs | |
| Operating frequency | kHz | No. of digital outputs | |
| Acceleration slope | s | Operating temperature | °C |
| Deceleration slope | s | Protection | IP |
| No. of analogue inputs | | | |

ACCELERATOR TYPE

- Classic resist Hall Optical Other

COMMUNICATION TYPE

- RS 232 RS 485 CAN Other

PROGRAMMING DEVICE TYPE

- Programming console PC Other

SYSTEM DIAGNOSTICS

- PC Programming console Battery discharge indicator Error indicator Hour-meter

FUNCTIONAL REQUIREMENTS

- | | |
|---|---|
| Constant torque braking
<input type="checkbox"/> YES <input type="checkbox"/> NO | Speed limit input (s)
<input type="checkbox"/> YES <input type="checkbox"/> NO |
| Constant distance braking
<input type="checkbox"/> YES <input type="checkbox"/> NO | Additional inputs
<input type="checkbox"/> YES <input type="checkbox"/> NO |
| Brake on pedal release
<input type="checkbox"/> YES <input type="checkbox"/> NO | Electromagnetic brake drive
<input type="checkbox"/> YES <input type="checkbox"/> NO |
| Brake on direction invert
<input type="checkbox"/> YES <input type="checkbox"/> NO | Main contactor drive
<input type="checkbox"/> YES <input type="checkbox"/> NO |
| Accelerator position follower
<input type="checkbox"/> YES <input type="checkbox"/> NO | Proportional valve drive
<input type="checkbox"/> YES <input type="checkbox"/> NO |
| Additional brake pedal input
<input type="checkbox"/> YES <input type="checkbox"/> NO | Real time clock
<input type="checkbox"/> YES <input type="checkbox"/> NO |
| Field weakening option
<input type="checkbox"/> YES <input type="checkbox"/> NO | Time to service counter
<input type="checkbox"/> YES <input type="checkbox"/> NO |
| Difference speed load / no-load
<input type="checkbox"/> YES <input type="checkbox"/> NO | Errors history
<input type="checkbox"/> YES <input type="checkbox"/> NO |
| Speed loop
<input type="checkbox"/> YES <input type="checkbox"/> NO | Software in-field update
<input type="checkbox"/> YES <input type="checkbox"/> NO |

Date:

Signature:.....

Return this Form by Fax to 00 386 5 33 93 817

Customer:

Address:

TRUCK DATA

Truck model	Drive wheel diameter mm
Truck weight with battery kg	Gear ratio
Truck rated load kg	Rolling resistance - estimated%
Truck system voltage V	Transmission efficiency%
Drive wheel material	Type of gear

TRACTION MOTOR

No. of motors on the truck	Max truck speed at no load km/h
Type of motor on the truck	Truck speed with rated load km/h
<input type="checkbox"/> DC <input type="checkbox"/> AC <input type="checkbox"/> Other	Truck gradeability - no load %
	Truck gradeability - rated load %

TRACTION MOTOR CONTROLLER

Controller model	Max phase current (AC Motors) A
Max field current (DC motors) A	
Min field current (DC motors) A	
Max armature current (DC Motors) A	

PUMP MOTOR

Type of pump motor	Oil flow at no load 1/min
<input type="checkbox"/> DC <input type="checkbox"/> AC	Oil flow at rated load 1/min
Pressure at no load bar	Pump capacity cm ³
Pressure at rated load bar	
Type of operation S3 %	

PUMP MOTOR CONTROLLER

Controller model	Max phase current (AC Motors) A
Max field current (DC motors) A	
Min field current (DC motors) A	
Max armature current (DC Motors) A	

Date:

Signature:.....

Return this Form by Fax to 00 386 5 33 93 817

Iskra Avtoelektrika, d. d.

Polje 15, Slovenia
5290 Šempeter pri Gorici
Tel.: +386 5 33 93 000
Fax: +386 5 33 93 801
E-mail: info@iskra-ae.com
www.iskra-ae.com

BELARUS

IskRa o. o. o.
Ul. Dombrovskogo 69
230002 Grodno
Tel.: +375 152 487 484
Tel/Fax: +375 152 487 485
E-mail: iskra@mail.grodno.by

BOSNIA AND HERZEGOVINA

Iskra AE Komponente, d. o. o.
Nemanjina 35
78250 Laktaši
Tel.: +387 51 53 07 85
Fax: +387 51 53 53 15
E-mail: iskra-ae@inecco.net

BRAZIL

Iskra do Brasil Ltda.
Rua Testa n. 81 -
Jardim Sao Sebastiao
Jaguariuna - (SP)
CEP 13820-000
Tel.: +55 19 3837 2363
Fax: +55 19 3837 3185
E-mail: uros.kravos@iskra-ae.com
www.iskra-ae.com.br

CHINA

Iskra Suzhou Autoelectric Co., Ltd.
Wenzhou Industrial Zone Shuangfeng
Taicang, Jiangsu Province
Tel: +86 512 8160 6888
Fax: +86 512 8160 7799
E-mail: iskrasuzhou@iskra-ae.com
www.iskra-ae.com.cn

Changchun Fawer
Iskra Automotive Electrical Co., Ltd.
No. 2258 Pudong Road
Changchun Economic
Technology Development Zone
Changchun, Jilin Province
Tel.: +86 431 461 5016
Fax: +86 431 461 5017
E-mail: zhj_fa@faw.com.cn

FRANCE

Iskra Autoelectrique S.A.S.
ZA du Chapeau Rouge
56000 Vannes
Tel.: +33 2 97 45 59 90
Fax: +33 2 97 45 59 99
E-mail: iskra@iskra-sa.fr
www.iskra-ae.fr

GERMANY

Iskra Deutschland GmbH
Danziger Strasse 1
71691 Freiberg am Neckar
Tel.: +49 7141 702 69 0
Fax: +49 7141 702 69 33
E-mail: info@iskra-ae.de
www.iskra-ae.de

GREAT BRITAIN

Iskra UK Ltd.
Redlands
Ullswater Crescent, Coulsdon
Surrey CR5 2HT
Tel.: +44 208 668 7141
Fax: +44 208 668 3108
E-mail: sales@iskra-agency.co.uk
www.iskra-ae.co.uk

IRAN

Iskra Autoelectric Iran JVC
No.28, East Mirdamad Avenue
Tehran 15469-34311
Tel.: +98 21 2 226 237 1 - 4
Fax: +98 21 2 226 237 6
E-mail: info@iskra-iran.com

ITALY

Iskra Autel S. r. l.
Via G. Cantore, 2
34170 Gorizia
Tel.: +39 0481 536 800
Fax: +39 0481 536 810
E-mail: info@iskra-autel.it
www.iskra-autel.it

RUSSIA

Iskra Avtoelektrika
Representative Office
Storozhevaya str., 4,
building 1 office 123
111020 Moscow
Tel.: +7 095 726 93 94
Fax: +7 095 225 84 06
E-mail: info@iskra-ae.ru
www.iskra-ae.ru

SPAIN

Iskra Autoelectrique Spain S.A.
Calle Llobatona No. 6-D
08840 Viladecans
Tel.: +34 93 647 40 83
Fax: +34 93 647 40 84
E-mail: iskra@iskra-ae.es

USA

Iskra AE Inc.
10 Corbin Drive, Suite 4
Darien, CT-06820
Tel.: +1 800 474 1996
Tel.: +1 203 655 2884
Fax: +1 203 655 1965
E-mail: iskra@iskraae.com
www.iskraae.com

Iskra AE, Inc. (OEM Sales Office)
4814 American Road
Rockford, IL 61109
Tel.: +1 815 874 4022
Fax: +1 815 874 4024